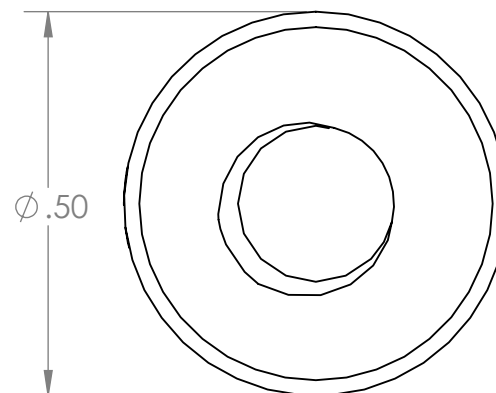
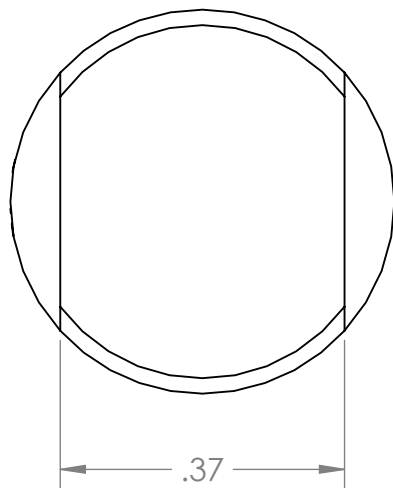
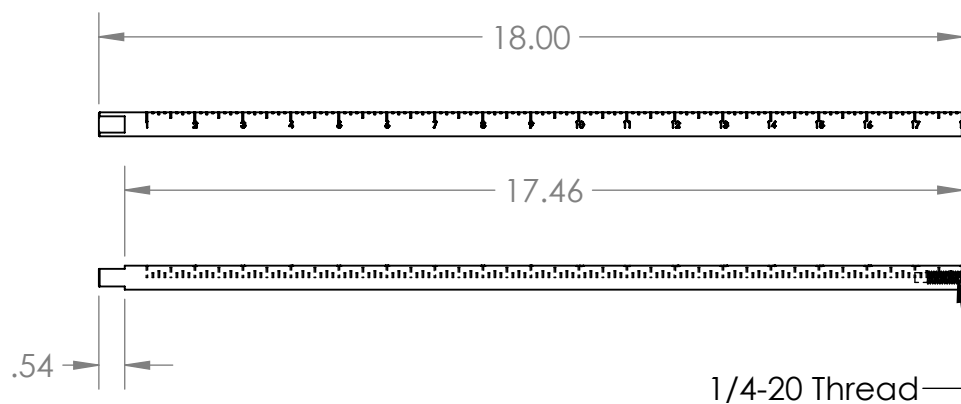


B

B



A

PROPRIETARY AND CONFIDENTIAL
 THE INFORMATION CONTAINED IN THIS
 DRAWING IS THE SOLE PROPERTY OF
 MASON PLASTICS COMPANY. ANY
 REPRODUCTION IN PART OR AS A WHOLE
 WITHOUT THE WRITTEN PERMISSION OF
 MASON PLASTICS COMPANY IS
 PROHIBITED.

		UNLESS OTHERWISE SPECIFIED: DIMENSIONS ARE IN INCHES TOLERANCES: ±0.01		NAME	DATE	TITLE: Laser-Numbered 1/2" Adjusting Rod 1/4"-20 Threaded End		
			DRAWN	Charles Kirk	1/10/19			
			CHECKED					
			ENG APPR.					
			MFG APPR.					
		INTERPRET GEOMETRIC TOLERANCING PER: MATERIAL	Q.A.			SIZE A	DWG. NO. LNMP5241814	REV
			COMMENTS:					
NEXT ASSY	USED ON	FINISH						
APPLICATION		DO NOT SCALE DRAWING	SCALE: 1:8				WEIGHT:	SHEET 1 OF 1

A

2

1