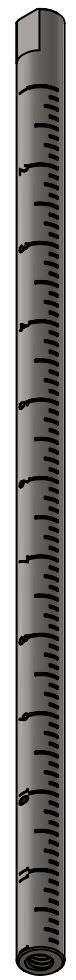
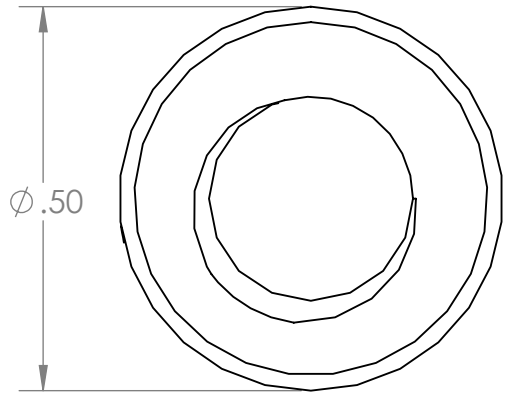
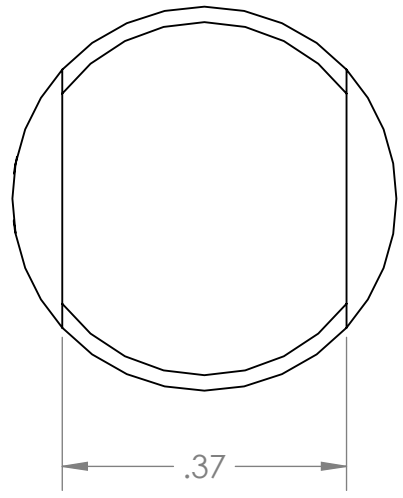
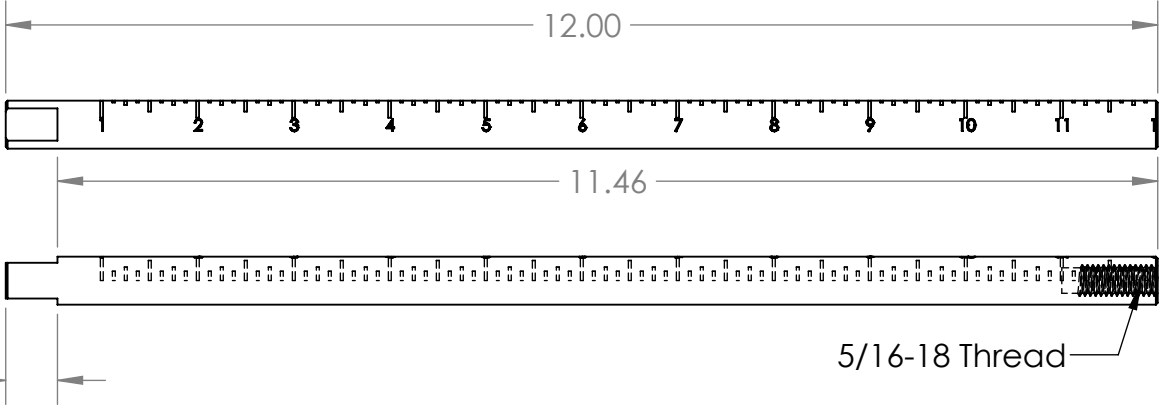


B

B

A

A



PROPRIETARY AND CONFIDENTIAL
THE INFORMATION CONTAINED IN THIS DRAWING IS THE SOLE PROPERTY OF MASON PLASTICS COMPANY. ANY REPRODUCTION IN PART OR AS A WHOLE WITHOUT THE WRITTEN PERMISSION OF MASON PLASTICS COMPANY IS PROHIBITED.

		UNLESS OTHERWISE SPECIFIED:		NAME	DATE
		DIMENSIONS ARE IN INCHES TOLERANCES: ± 0.01	DRAWN	Charles Kirk	1/10/19
			CHECKED		
			ENG APPR.		
			MFG APPR.		
		INTERPRET GEOMETRIC TOLERANCING PER:	Q.A.		
		MATERIAL	COMMENTS:		
		FINISH			
NEXT ASSY	USED ON				
APPLICATION		DO NOT SCALE DRAWING			

TITLE: Laser-Numbered 1/2" Adjusting Rod 5/16"-18 Threaded End			
SIZE A	DWG. NO. LNMP52412516	REV	
SCALE: 1:8	WEIGHT:	SHEET 1 OF 1	